

Other models in this range:  
 MV306 - MV426 - MV430  
 MV456 - MV460 - MV606  
 MV1006

## MV Cube Ice Machines up to 430 Kg



MV806 with SB530 (sold separately)



MV806+SB393  
(sold separately)



MV806+SB530  
(sold separately)

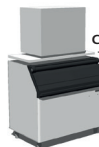


MV806+SB550+Top  
(sold separately)

CBT42EMCD



MV806+SB948+Top  
(sold separately)



MV806+SB1025+Top  
(sold separately)

CBT48EAMCD

CBT52EAMCD

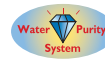


MV806+UBH1100  
(sold separately)

### Standard Features

- **"Global Standard" width-** 30" (76.20 cm) wide
- **Auto-Alert indicator lights-** communicate about operating status: a diagnostic LED light guides the troubleshooting process and helps decisions regarding opening a service call.
- **Front-facing Evaporator-** Ice forming process inspection and routine cleaning operations may be accomplished simply removing the front panel.
- **Hand-removable water distribution tube-** routine cleaning has never been so easy!
- **Embedded antimicrobial-** Ag-Ion® antimicrobial is present in selected food-zone components
- **External Components-** All external panel components are crafted for optimal aesthetic appeal through superior fit and finish
- **Reusable air filter** is easily removable from the outside for ease of cleaning (in air-cooled models)

### MV806 Technologies



		21°:10°C			32°:21°C			 [WxDxH mm] 760x620x725
		[kg]	[lbs]	N° <sup>⊕</sup> *	[kg]	[lbs]	N° <sup>⊕</sup> *	
MV806 AS		400	882	40000	305	672	30500	[WxDxH inches] 29 15/16 x 24 7/16 x 28 9/16
MV806 WS		355	783	35500	315	694	31500	
MVL806 AS		372	819	21880	283	623	16650	 [v/Hz/ph] 220-240/50/1
MVL806 WS		330	726	19400	293	645	17230	
MVHL806 AS		400	882	66400	305	674	50630	 R 404 a
MVHL806 WS		355	783	58930	315	694	52290	



Large Cube - 17 g  
W 29 x D 24 x H 29 mm



Half Large Cube - 6 g  
W 10 x D 24 x H 29 mm



Dice Cube - 10 g  
W 22 x D 24 x H 22 mm

This product qualifies for the following listings:



**2** Years Warranty

Subject to certain limitations and exclusions

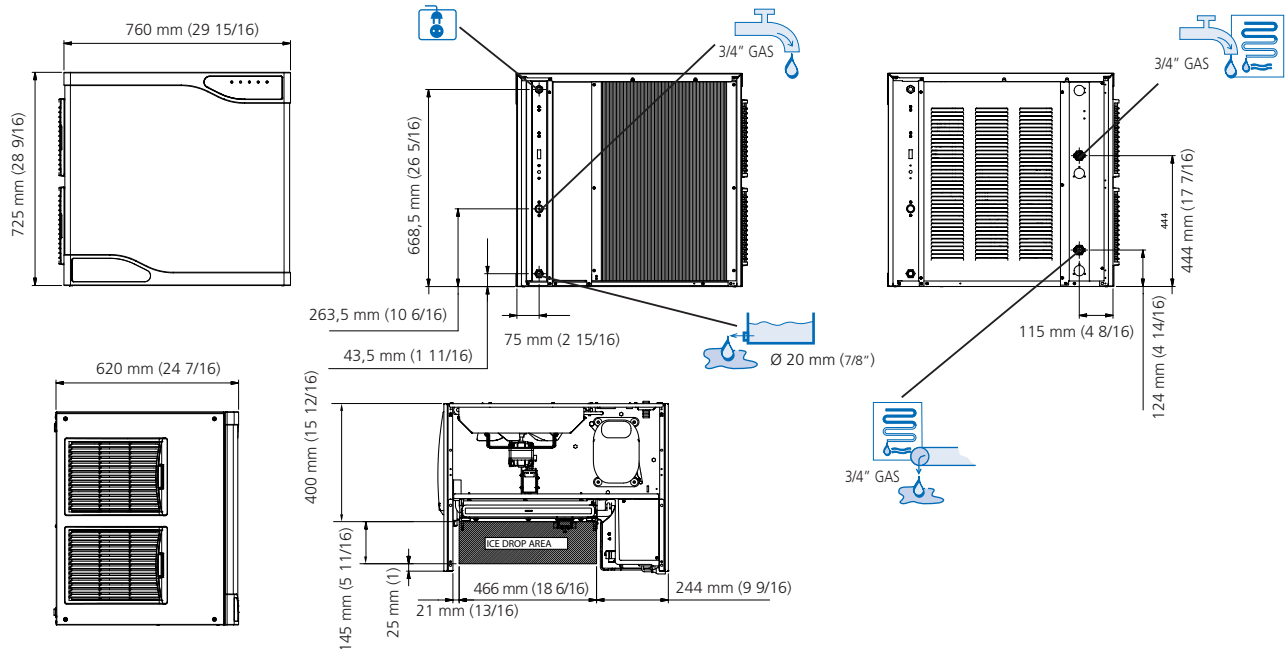
Certified ISO 9001

[www.scotsman-ice.it](http://www.scotsman-ice.it)  
[www.scotsman-ice.com](http://www.scotsman-ice.com)

Models and specifications are subject to change without notice.

Other models in this range:  
 MV306 - MV426 - MV430  
 MV456 - MV460 - MV606  
 MV1006

## MV Cube Ice Machines up to 430 Kg



### MV806 AIR COOLED

°C \ °F	50°		60°		70°		90°		kg
	10°	15°	21°	32°	10°	15°	21°	32°	
10°	430	420	395	360	400	390	370	340	kg
50°	948	926	871	794	882	860	816	750	lbs
21°	400	390	370	340	320	312	305	280	kg
70°	882	860	816	750	739	721	694	617	lbs
32°	320	312	305	280	265	257	250	225	kg
90°	705	688	672	617	584	567	551	496	lbs
38°	265	257	250	225					kg
100	584	567	551	496					lbs

### MV806 WATER COOLED

°C \ °F	50°		60°		70°		90°		kg
	10°	15°	21°	32°	10°	15°	21°	32°	
10°	370	365	347	315	370	365	347	315	kg
50°	816	805	765	694	816	805	765	694	lbs
21°	355	350	332	300	355	350	332	300	kg
70°	783	772	732	661	783	772	732	661	lbs
32°	335	327	315	280	335	327	315	280	kg
90°	739	721	694	617	739	721	694	617	lbs
38°	325	317	305	270	325	317	305	270	kg
100	716	699	672	595	716	699	672	595	lbs

Minimum	Maximum
10°C (50°F)	40°C (104°F)
5°C (41°F)	35°C (95°F)
-10%	+10%
1 BAR 14 psi	5 BAR 70 psi

	Compressor	Capacity	Ice Output	Power	FUSE	Energy	Water Inlet	Water Output	Weight
	[kWh]	[W]	[kg]	[W]	[A]	[kWh] - 100 Kg	[l/h]	[gal/h]	[kg] [lbs]
MV806 AS	17000	5030	3x1,5	1850	16 A	13,1	19	5	88 194
MV806 WS	17000	5030	3x1,5	1450	16 A	10,6	210	55	83 183
MVL806 AS	17000	5030	3x1,5	1850	16 A	13,1	19	5	88 194
MVL806 WS	17000	5030	3x1,5	1450	16 A	10,6	210	55	83 183
MVHL806 AS	17000	5030	3x1,5	1850	16 A	13,1	19	5	88 194
MVHL806 WS	17000	5030	3x1,5	1450	16 A	10,6	210	55	83 183

**IMPORTANT NOTICE:**  
 Models and specifications are subject to change without notice.  
 This spec sheet is meant for commercial purpose only.  
 For technical documentation please refer to our service manuals.

[www.scotsman-ice.it](http://www.scotsman-ice.it)  
[www.scotsman-ice.com](http://www.scotsman-ice.com)