

Other models in this range:
 MV306 - MV426 - MV430
 MV456 - MV460
 MV806 - MV1006

MV Cube Ice Machines up to 320 kg


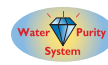


MV606 with SB393 (sold separately)

Standard Features

- **“Global Standard” width-** 30" (76.20 cm) wide
- **Auto-Alert indicator lights-** communicate about operating status: a diagnostic LED light guides the troubleshooting process and helps decisions regarding opening a service call.
- **Front-facing Evaporator-** Ice forming process inspection and routine cleaning operations may be accomplished simply removing the front panel.
- **Hand-removable water distribution tube-** routine cleaning has never been so easy!
- **Embedded antimicrobial-** Ag-Ion® antimicrobial is present in selected food-zone components
- **External Components-** All external panel components are crafted for optimal aesthetic appeal through superior fit and finish
- **Reusable air filter** is easily removable from the outside for ease of cleaning (in air-cooled models)


MV606 Technologies



MV606+SB393 (sold separately)

MV606+SB530 (sold separately)

MV606+SB550+Top (sold separately)



MV606+SB948+Top (sold separately)



MV606+SB1025+Top (sold separately)

	 +C° -C°	 24h		 Water Purity System		 D W H [WxDxH mm] 760x620x575
		21°C: 15°C	32°C: 21°C	[kg] [lb] N°	[kg] [lb] N°	
MV606 AS		280	617 29000	215	474 21500	[WxDxH inches] 29 15/16" x 24 7/16" x 22 10/16"
MV606 WS		275	606 27500	240	529 24000	
MVL606 AS		260	572 15300	200	440 11760	 [V/Hz/ph] 220-240/50/1
MVL606 WS		256	564 15050	223	490 13120	
MVHL606 AS		290	639 48140	215	474 35690	 R 404 A
MVHL606 WS		275	606 45650	240	529 39840	



Large Cube - 17 g
 W 29 x D 24 x H 29 mm



Half Large Cube - 6 g
 W 10 x D 24 x H 29 mm



Dice Cube - 10 g
 W 22 x D 24 x H 22 mm

This product qualifies for the following listings:



2 Years Warranty

Subject to certain limitations and exclusions

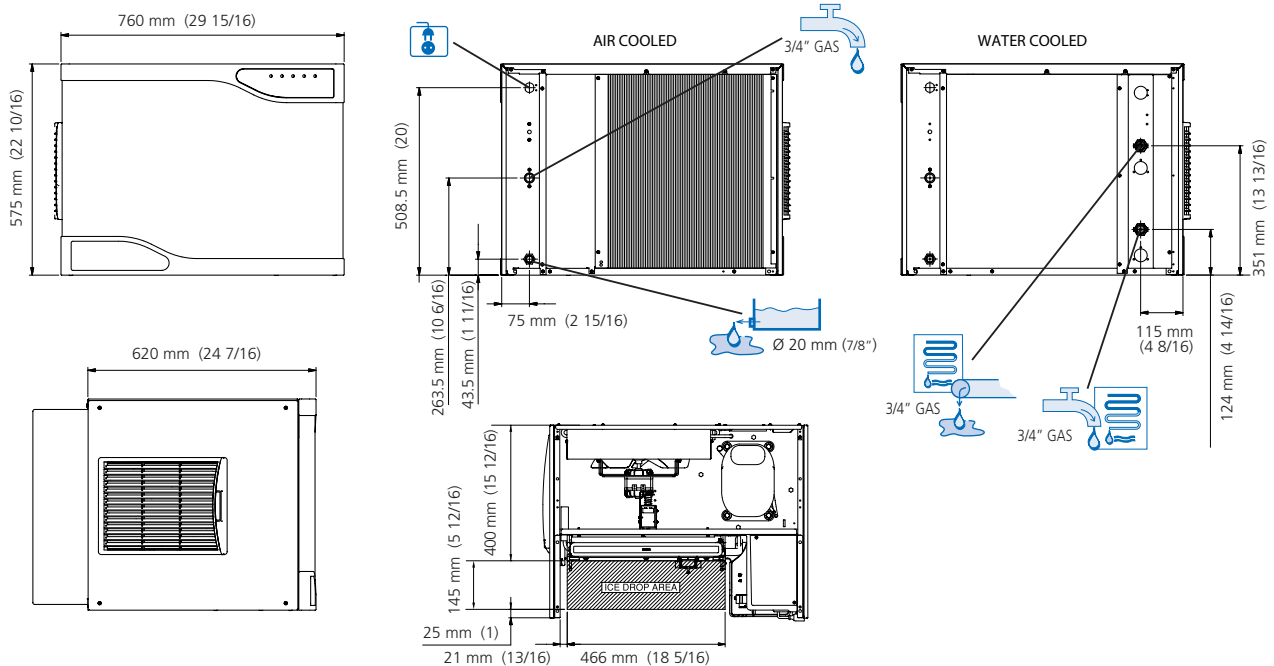
Certified ISO 9001

www.scotsman-ice.it
www.scotsman-ice.com

Models and specifications are subject to change without notice.

Other models in this range:
 MV306 - MV426 - MV430
 MV456 - MV460
 MV806 - MV1006

MV Cube Ice Machines up to 320 kg



MV606 AIR COOLED

°C / °F	50°	60°	70°	90°	
	10°	15°	21°	32°	
10°	320	305	285	250	kg
50°	705	672	628	551	lb
21°	290	280	265	235	kg
70°	639	617	584	518	lb
32°	225	220	215	195	kg
90°	496	485	474	430	lb
38°	192	189	185	175	kg
100	423	417	408	386	lb



MV606 WATER COOLED

°C / °F	50°	60°	70°	90°	
	10°	15°	21°	32°	
10°	285	280	275	253	kg
50°	628	617	606	558	lb
21°	275	270	265	245	kg
70°	606	595	584	540	lb
32°	250	245	240	220	kg
90°	551	540	529	485	lb
38°	245	240	235	215	kg
100	540	529	518	474	lb



Minimum

Maximum

10°C (50°F)

40°C (104°F)

5°C (41°F)

35°C (95°F)

-10%

+10%

1 bar

14 psi

5 bar

70 psi

	+C° -C°	[Btu/h] [W]	[Ømm²]	[W]	FUUSE	100 kg [kWh] - 100 kg	[l/h]	32°C 90°F 21°C 70°F [gal/h]	[kg] [lb]	[kg] [lb]
MV606 AS		13150 3860	3x1,5	1300	16 A	13	14,5	3,8	71 157	86 190
MV606 WS		13150 3860	3x1,5	1050	16 A	9,6	137	36,2	71 157	86 190
MVL606 AS		13150 3860	3x1,5	1300	16 A	13	14,5	3,8	71 157	86 190
MVL606 WS		13150 3860	3x1,5	1050	16 A	9,6	137	36,2	71 157	86 190
MVHL606 AS		13150 3860	3x1,5	1300	16 A	13	14,5	3,8	71 157	86 190
MVHL606 WS		13150 3860	3x1,5	1050	16 A	9,6	137	36,2	71 157	86 190