

Other models in this range:
 MV306 - MV426 - MV430
 MV456 - MV460 - MV606
 MV806

MV Cube Ice Machines up to 465 Kg




MV1006 with SB530 (sold separately)



MV1006+SB393
(sold separately)



MV1006+SB530
(sold separately)



MV1006+SB550+Top
(sold separately)



MV1006+SB948+Top
(sold separately)



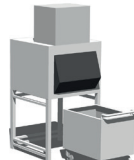
MV1006+SB1025+Top
(sold separately)



MV1006+UBH1100
(sold separately)



MV1006+UBH1600
(sold separately)



MV1006+SIS700
(sold separately)

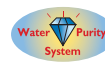
This product qualifies for the following listings:



Standard Features

- **"Global Standard" width-** 30" (76.20 cm) wide
- **Auto-Alert indicator lights-** communicate about operating status: a diagnostic LED light guides the troubleshooting process and helps decisions regarding opening a service call.
- **Front-facing Evaporator -** Ice forming process inspection and routine cleaning operations may be accomplished simply removing the front panel.
- **Hand-removable water distribution tube-** routine cleaning has never been so easy!
- **Embedded antimicrobial-** Ag-Ion® antimicrobial is present in selected food-zone components
- **External Components-** All external panel components are crafted for optimal aesthetic appeal through superior fit and finish
- **Reusable air filter** is easily removable from the outside for ease of cleaning (in air-cooled models)

MV1006 Technologies



		24h		21°: 10°C		32°: 21°C		
		[kg]	[lbs]	N°	[kg]	[lbs]	N°	
MV1006 AS		425	937	42500	320	705	32000	[WxDxH mm] 760x620x725
MV1006 WS		405	893	40500	360	794	36000	[WxDxH inches] 29 15/16 x 24 7/16 x 28 9/16
MVL1006 AS		395	870	23235	298	656	23235	
MVL1006 WS		377	893	22180	360	794	17530	
MVHL1006 AS		425	937	70550	320	705	53120	
MVHL1006 WS		405	893	67230	360	794	59760	

[v/Hz/ph]
380-400/50/3
Available also
230/50/1

R 404 A



Large Cube - 17 g
W 29 x D 24 x H 29 mm



Half Large Cube - 6 g
W 10 x D 24 x H 29 mm



Dice Cube - 10 g
W 22 x D 24 x H 22 mm

2 Years Warranty

Subject to certain limitations and exclusions

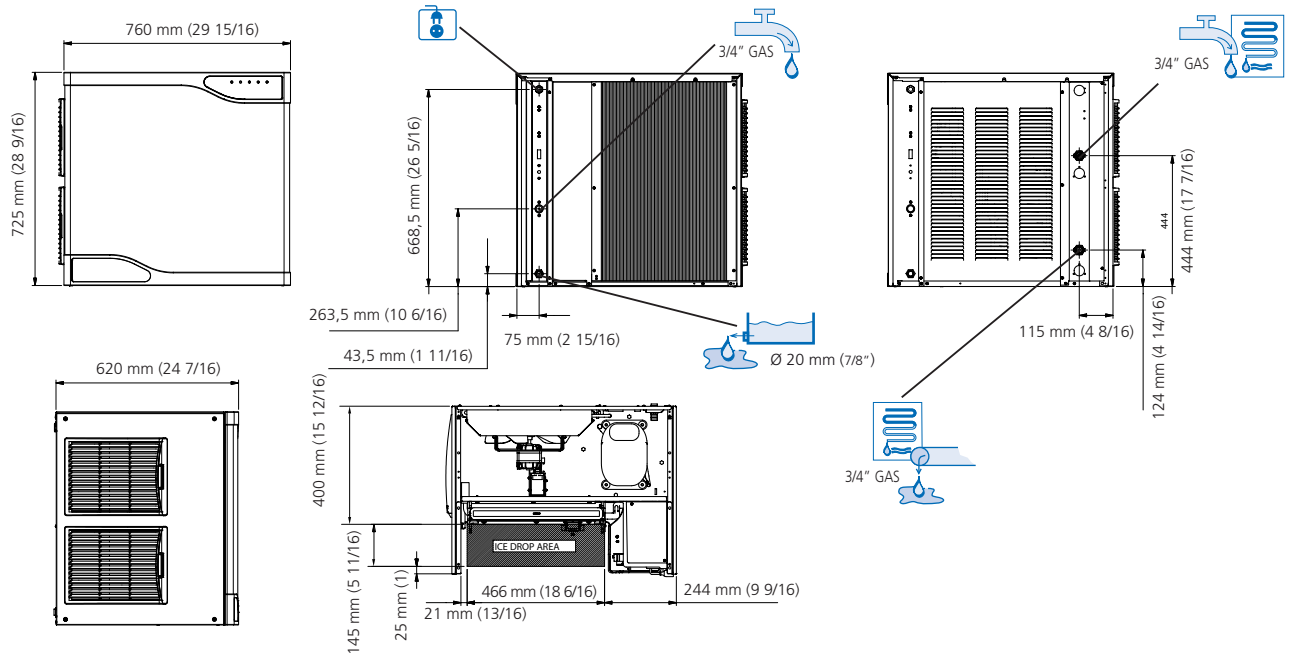
Certified ISO 9001

www.scotsman-ice.com
www.scotsman-ice.it

Models and specifications are subject to change without notice.

Other models in this range:
 MV306 - MV426 - MV430
 MV456 - MV460 - MV606
 MV806

MV Cube Ice Machines up to 465 Kg



MV1006 AIR COOLED

°C \ °F	°F				kg
	50°	60°	70°	90°	
10°	465	453	440	415	kg
50°	1025	999	970	915	lbs
21°	425	415	402	380	kg
70°	937	915	886	838	lbs
32°	340	330	320	300	kg
90°	750	728	705	661	lbs
38°	305	298	290	275	kg
100	672	657	639	606	lbs

24h

MV1006 WATER COOLED

°C \ °F	°F				kg
	50°	60°	70°	90°	
10°	415	400	385	345	kg
50°	915	882	849	761	lbs
21°	405	390	373	335	kg
70°	893	860	822	739	lbs
32°	385	373	360	320	kg
90°	849	822	794	705	lbs
38°	370	360	345	305	kg
100	816	761	761	672	lbs

24h

Minimum	Maximum
10°C (50°F)	40°C (104°F)
5°C (41°F)	35°C (95°F)
-10%	+10%
1 BAR 14 psi	5 BAR 70 psi

	Compressor	Capacity	Ice Output	Power	FUSE	Energy	Water	Ice	Weight
	+C° -C°	[Btu/h] [W]	[Ømm²]	[W]	400/50/3 230/50/1	[kWh] - 100 Kg	[l/h] [gal/h]	[kg] [lbs]	[kg] [lbs]
MV1006 AS	✪	19400 5680	5x1,5 3x2,5	1900	10 A 20 A	13,5	19,5 5,2	98 216	116 256
MV1006 WS	☾	19400 5680	5x1,5 3x2,5	1600	10 A 20 A	10,3	220 58,1	98 216	116 256
MVL1006 AS	✪	19400 5680	5x1,5 3x2,5	1900	10 A 20 A	13,5	19,5 5,2	98 216	116 256
MVL1006 WS	☾	19400 5680	5x1,5 3x2,5	1600	10 A 20 A	10,3	220 58,1	98 216	116 256
MVHL1006 AS	✪	19400 5680	5x1,5 3x2,5	1900	10 A 20 A	13,5	19,5 5,2	98 216	116 256
MVHL1006 WS	☾	19400 5680	5x1,5 3x2,5	1600	10 A 20 A	10,3	220 58,1	98 216	116 256